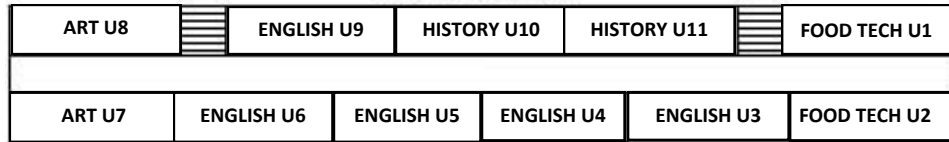


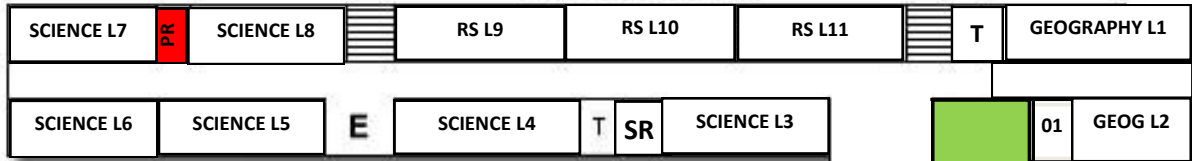


Bury Church of England High School Map

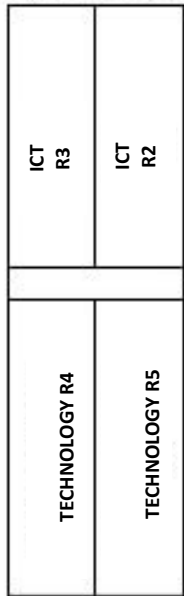
FIRST FLOOR



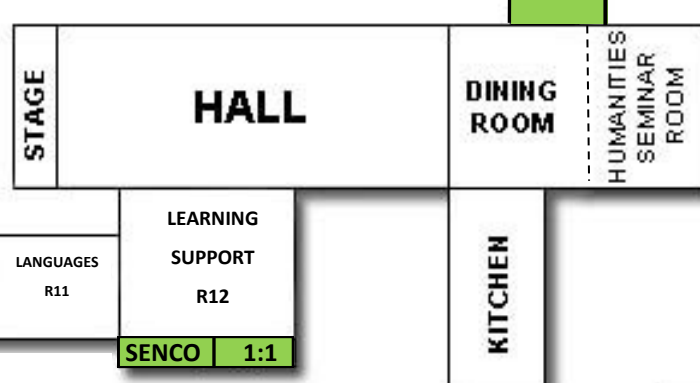
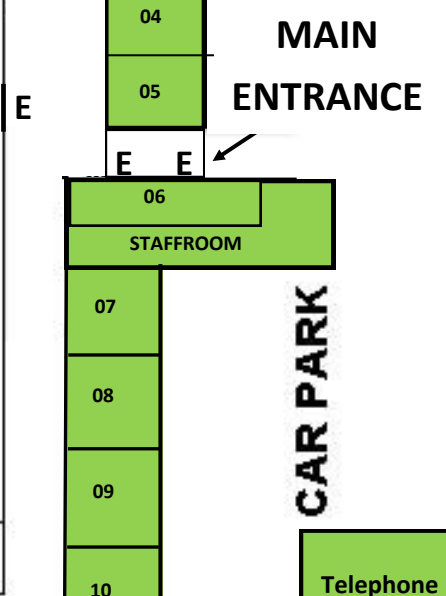
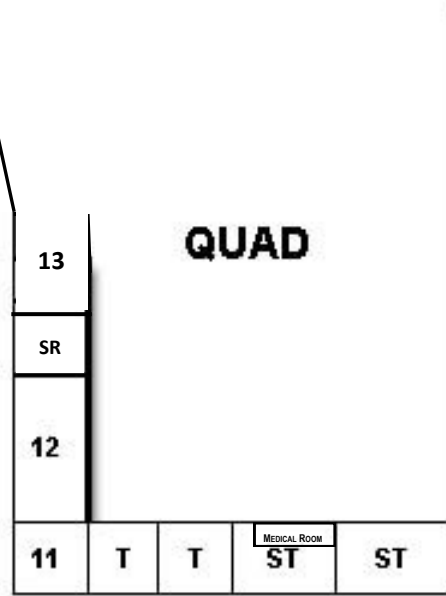
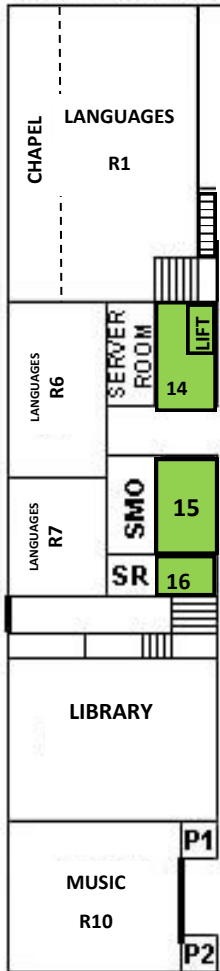
GROUND FLOOR



FIRST FLOOR



GROUND FLOOR



- Key
- 01 = Reprographics
 - 02 = Head's Office
 - 04 = ICT Manager
 - 05 = Head's PA / Exams/ Office Manager
 - 06 = General Office/Reception
 - 07 = Deputy Headteacher
 - 08 = Deputy Headteacher
 - 09 = Finance
 - 10 = Deputy Headteacher
 - 11 = Reflection Room
 - 12 = Pastoral Team - Upper School
 - 13 = Pastoral Team - Lower School
 - 14 = IT Technician
 - 15 = Training Room
 - 16 = PHSC Office
 - P1 + P2 = Practice Room
 - SMO = Site Managers Office
 - E = Entrance
 - T = Toilets
 - ST = Staff Toilets
 - SR = Store Room

