

User Guide for Century Learning

Google century learning

All News Shopping Images Videos More Settings Tools

About 1,070,000,000 results (0.45 seconds)

Homepage - CENTURY

<https://www.century.tech>

Supercharge your learning. CENTURY is the tried and tested intelligent intervention tool that combines learning science, AI and neuroscience. Identifies gaps ...

You've visited this page many times. Last visit: 04/06/20

CENTURY Tech

CENTURY Tech. Intelligent Learning. Username or Email ...

Primary schools

Primary schools. "Rather than getting to know the children ...

Secondary schools

Secondary schools. "The difference between CENTURY ...

[More results from century.tech »](#)

Parents & Guardians

Parents & Guardians. Virtua School powered by CENTURY ...

Learning at CENTURY

At the heart of CENTURY Tech is the concept of learning.

Students

Students. Free English, maths and science courses. To help you ...

Search for Century Learning on google or type in www.century.tech

To help all affected by coronavirus school closures, we are offering our English, Maths and Science resources for free

School sign up

Parent / Guardian sign up

Student sign up

Login

CENTURY

Explore CENTURY

About us

Our impact

Book a demo

Sign up for home learning

Login using the link here. If it does not appear here on your device please scroll down to the bottom of the page. The login should be there also

Supercharge your learning

CENTURY is the tried and tested intelligent intervention tool that combines learning science, AI and neuroscience.

- Identifies gaps
- Addresses misconceptions

Waiting for stats.g.doubleclick.net...

Using artificial intelligence, neuroscience,

You child will need to login using their Office 365 account. Click on this link and enter the user email address and password supplied in your email with this guide.



CENTURY

Username or Email

Password

[Forgot your password?](#)

SIGN IN

OR



Sign in with Google



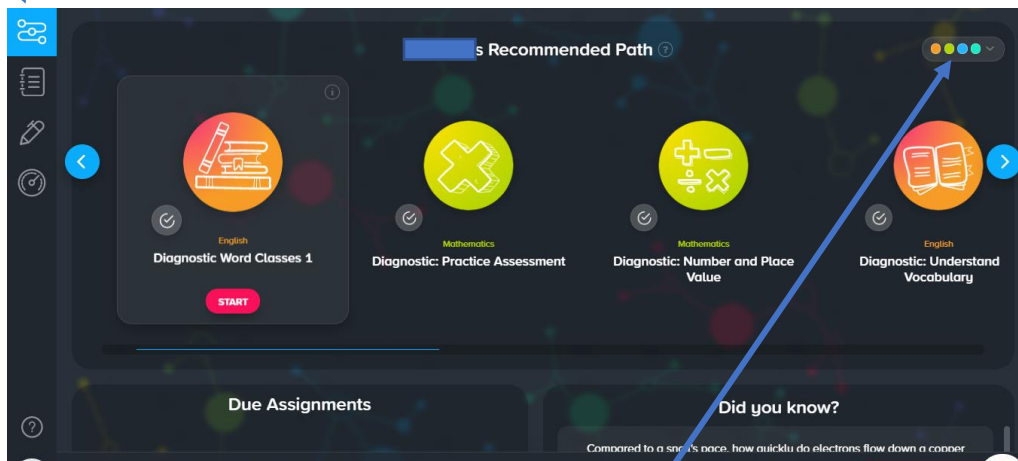
Sign in with Office 365

I have a class code



Nuggets

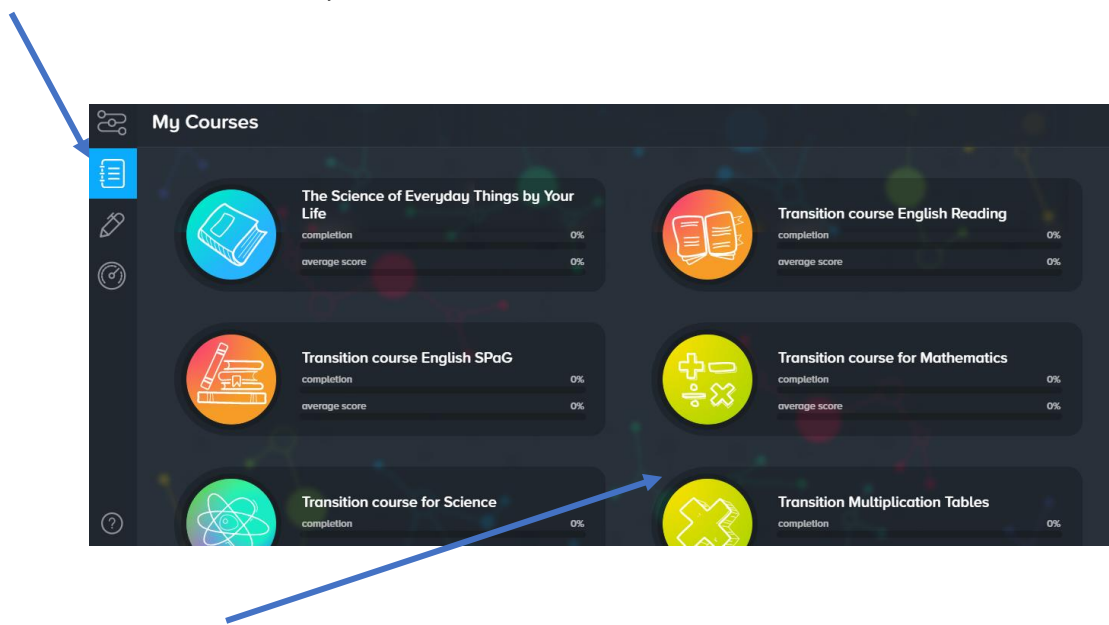
Once logged in you child's screen should appear as below. If it does not click the 'My Path' icon as shown here.



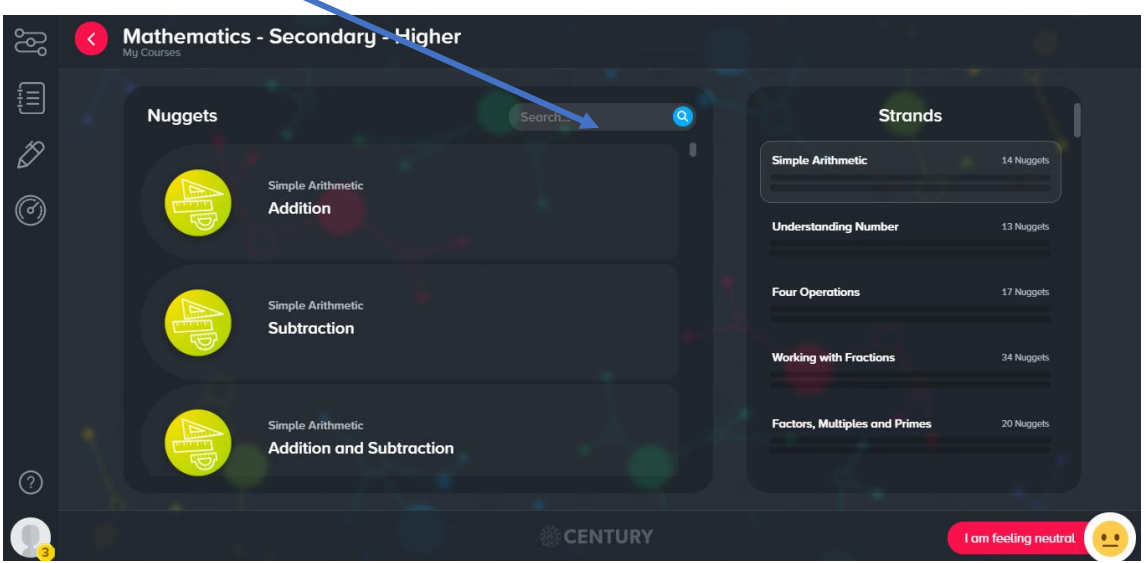
These circles are called nuggets. Maths are light green, English are orange and Science are blue. These can be toggled off here if your child would like to concentrate on one subject at a time. Remember to toggle them back on.

Searching for Nuggets

If your child wants to search for a particular learning nugget they need to select the 'My Courses' tab

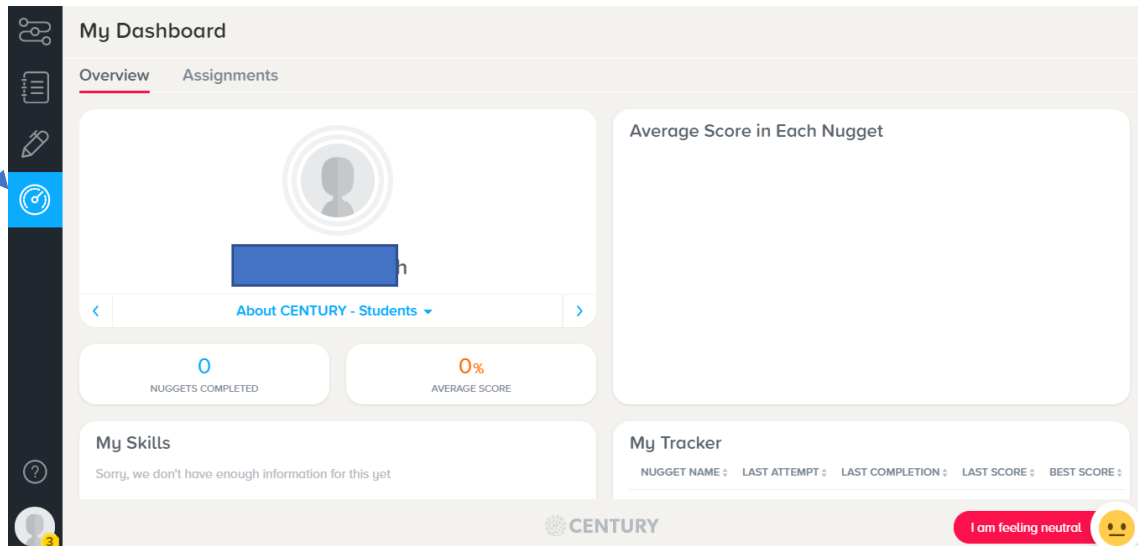


Click on the Subject course in which you wish to search.
Use the search facility to find specific nuggets

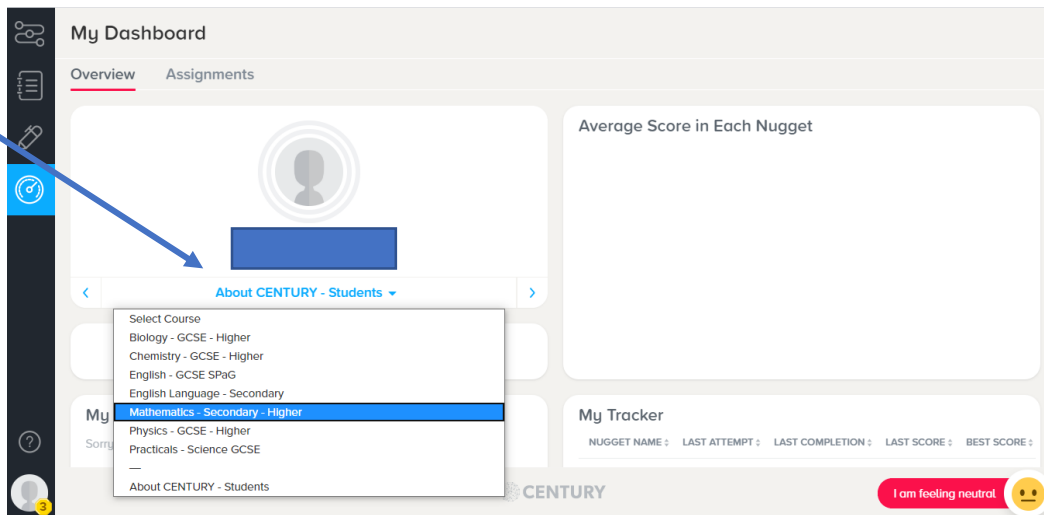


Progress Dashboard

You and your child can check progress, strengths and areas for improvement on the 'My Dashboard' tab



Change the courses using this drop down menu



Skills

Strengths

Areas to improve

Nuggets and scores

